

April is OT Month!

What do I do in
Occupational
Therapy?



.. EXERCISE



JUMP

flower
Craftivity

Color, Cut, & Glue




Graphics by EduClips
www.edu-clips.com

Border by Krista Wallden
<http://www.teacherspayteachers.com/Store/Krista-Wallden>

www.ToolsToGrowOT.com

flower Craftivity

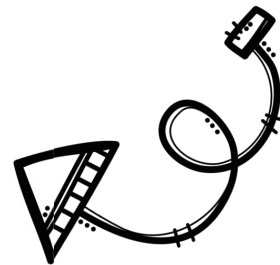

What do I do in Occupational Therapy?



Instructions:

1. Select and color 5 petals of the tasks you do in OT.
2. Blanks included to draw and write your own.
3. Cut out each of the 5 petals.
4. Glue the petals around the center of the flower.
5. Happy OT Month!


Includes completed Craftivity as an example or coloring sheet.



Steps


To Complete Task

1.




Color

2.




Cut

3.



Glue








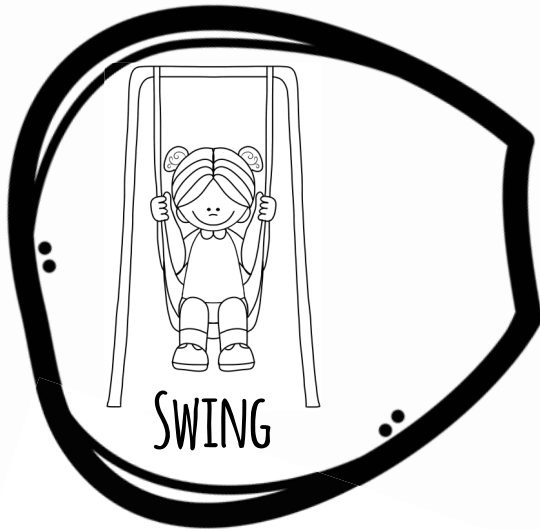
April is
OT
Month!



Occupational Therapy gives me the
Tools to Grow!



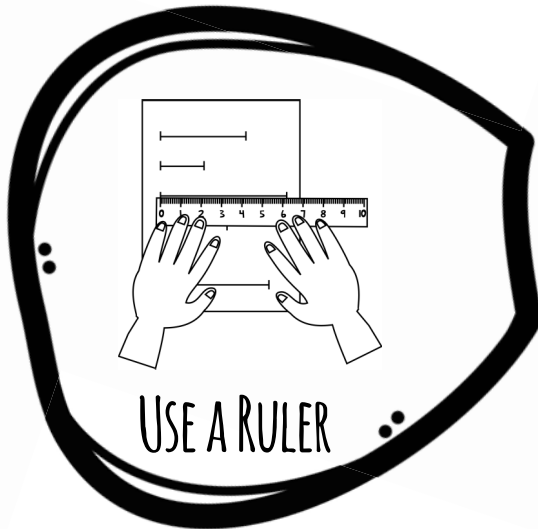
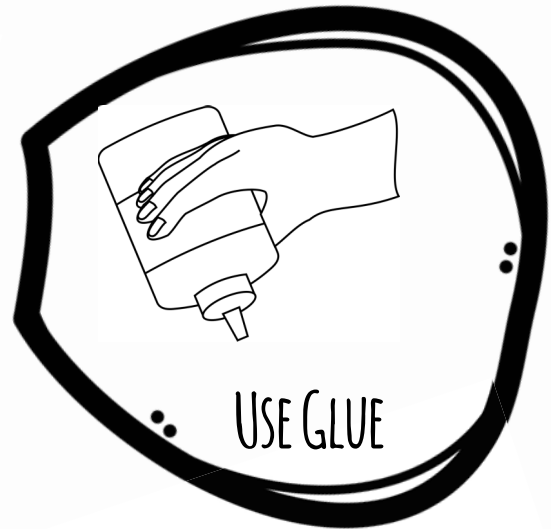
flower Craftivity

Select 5 Petals to place on your flower.



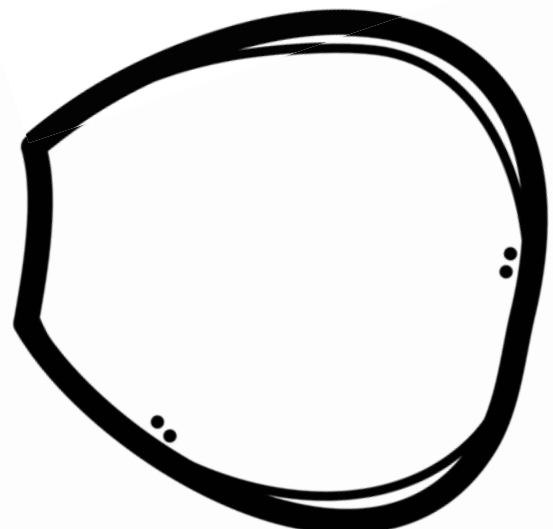
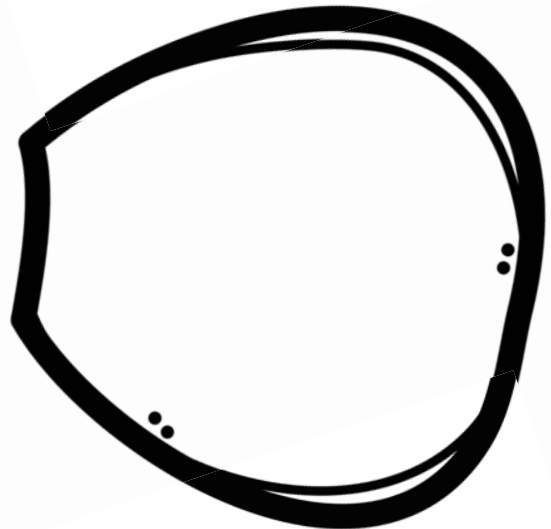


flower Craftivity

Select 5 Petals to place on your flower.



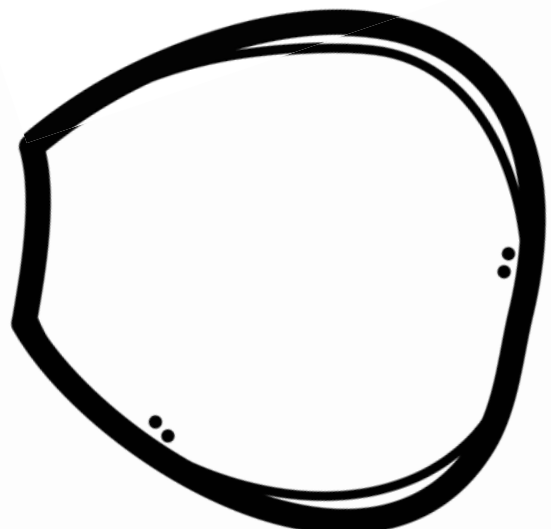

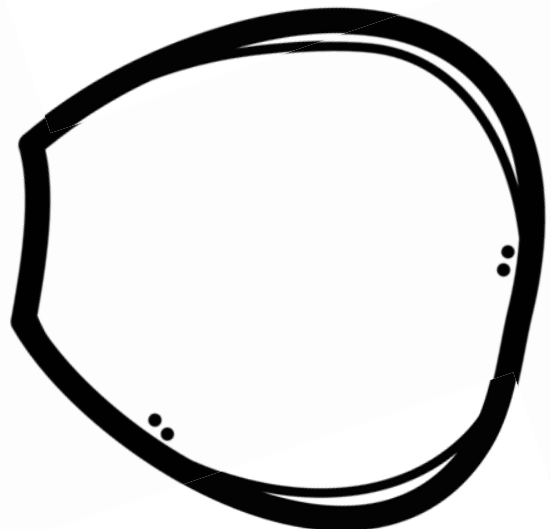

flower Craftivity


Select 5 Petals to place on your flower.



flower Craftivity

Select 5 Petals to place on your flower.





April is
OT
Month!

SWING

SCOOTER BOARD

JUMP

BALL

PRINT

Occupational Therapy gives me the
Tools to Grow!